

Empresa Municipal de Moradia, Urbanização e Saneamento



PREFEITURA MUNICIPAL DE NITERÓI

PROJETO DE CONSTRUÇÃO DE QUADRA ESPORTIVA, VESTIÁRIOS, ÁREA DE CONVIVÊNCIA, ÁREA DE ACADEMIA DE TERCEIRA IDADE E ÁREA DE PLAYGROUND NA RUA GUSTAVO MOREIRA DA SILVA - MORRO DO CÉU - NITERÓI/RJ

DESENHO:

PLANTA DE SITUAÇÃO, PLANTA BAIXA E PROPOSTA DE ÁREA DE LAZER

FOLHA:

02

DIRETOR DE OPERAÇÕES:

ANTÔNIO LOUROSA

EXECUÇÃO EM Acad:

BRUNNO ESTIGARRIBIA

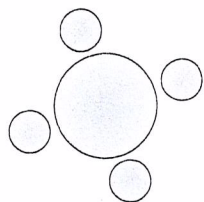
DATA:

FEV/2018

ESCALA:

INDICADA


LEGENDA




MESA E BANCOS DE CONCRETO



BANCOS DE CONCRETO



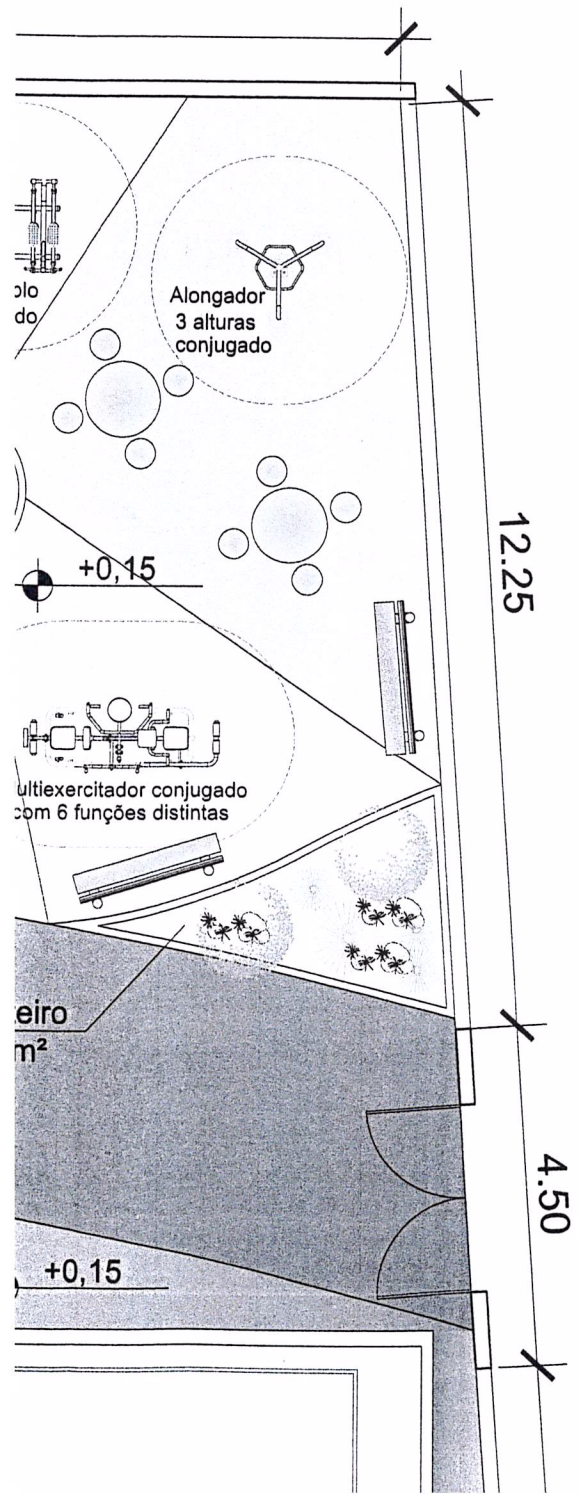
PERGOLADO DE MADEIRA



PAISAGISMO



Projeto de Arquitetura
Arquiteto Responsável: [illegible]
[illegible]
[illegible]



Residências

20.52

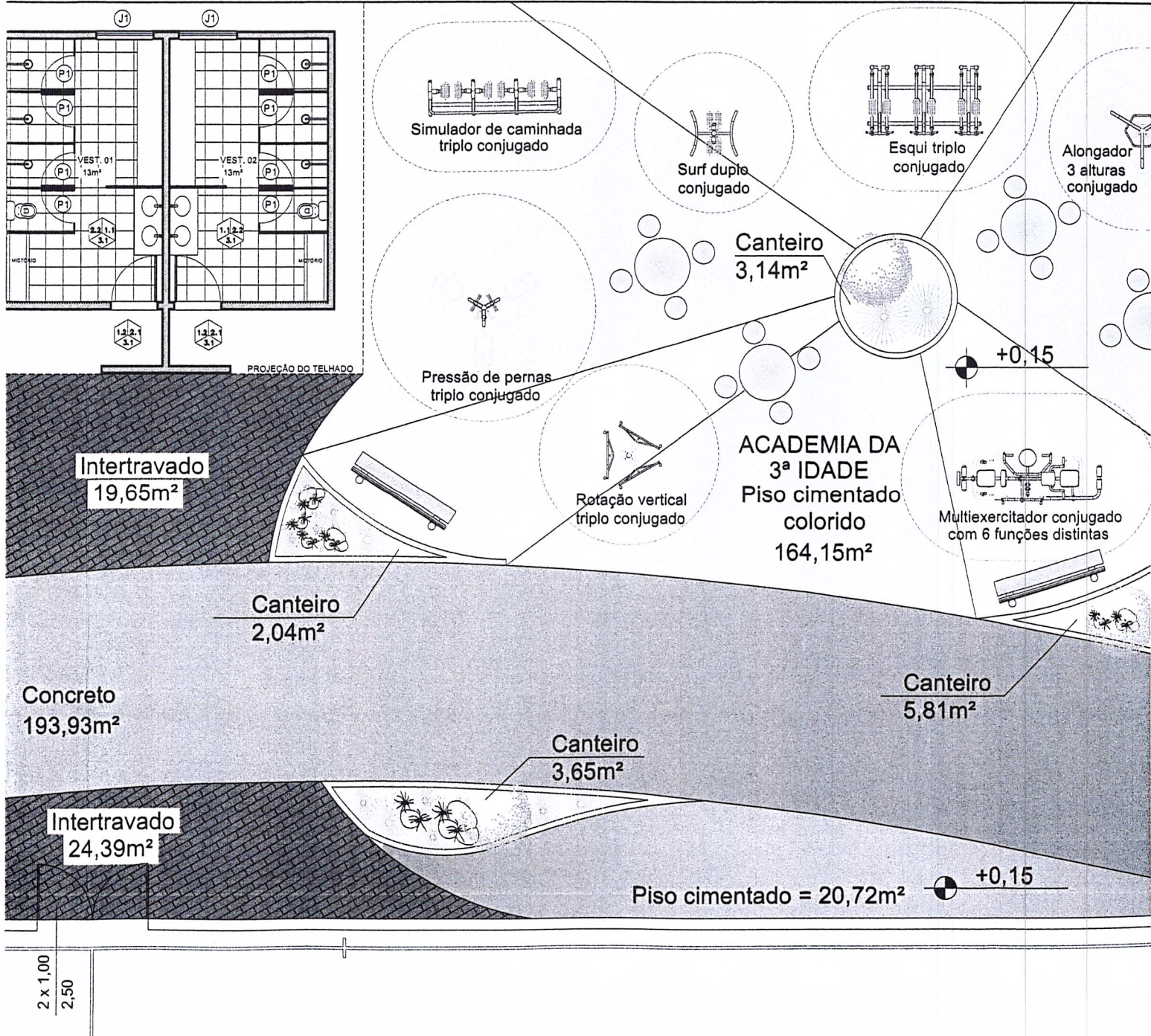
0.85

Piso
cimentado
26,90m²

1,00
2,50

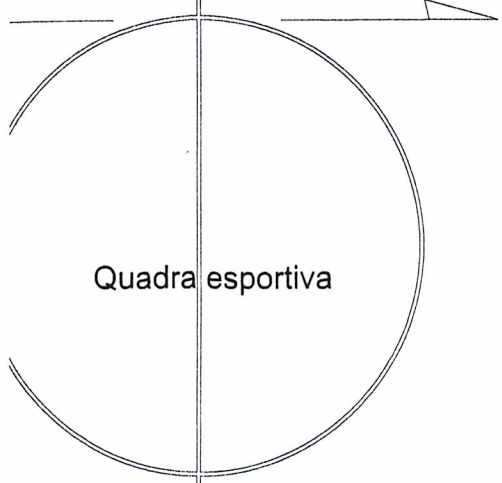
Alambrado - h=6,00m

32.86



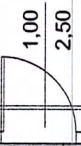
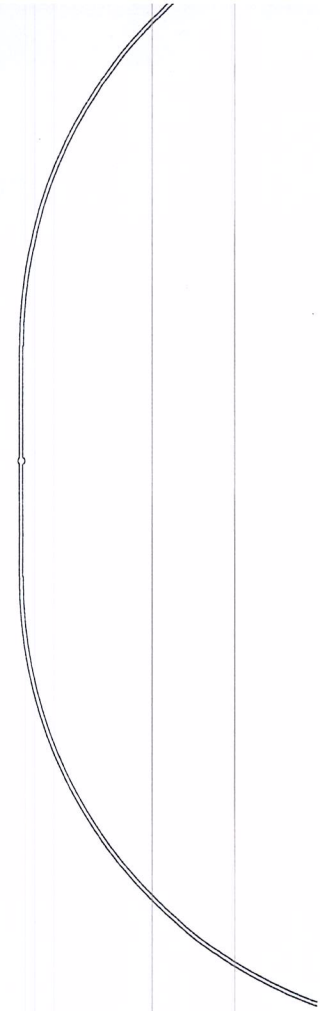
0,5%

0,5%



Quadra esportiva

42,00



1,00

2,50

Mureta - h=0,90m

Alambrado - h=6,

Concreto
190,96m²

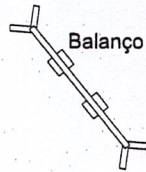
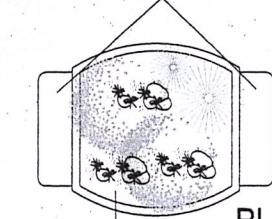
Residências

Muro de vedação

Escorrega



Bancos de concreto
1,50 x 0,45

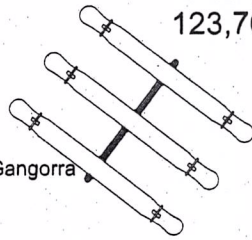


Balanço

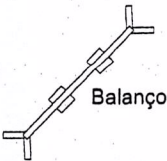
PLAYGROUND

Canteiro
3,83m²

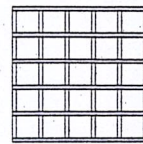
Pó-de-pedra
123,76m²



Gangorra

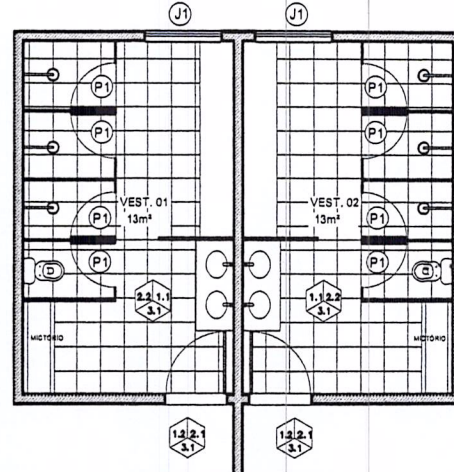


Balanço



Trepa-trepa

+0,15



PROJEÇÃO DO TELHADO

Intertravado
19,65m²

Canteiro
3,04m²

Canteiro
2,04m²

Canteiro
3,25m²

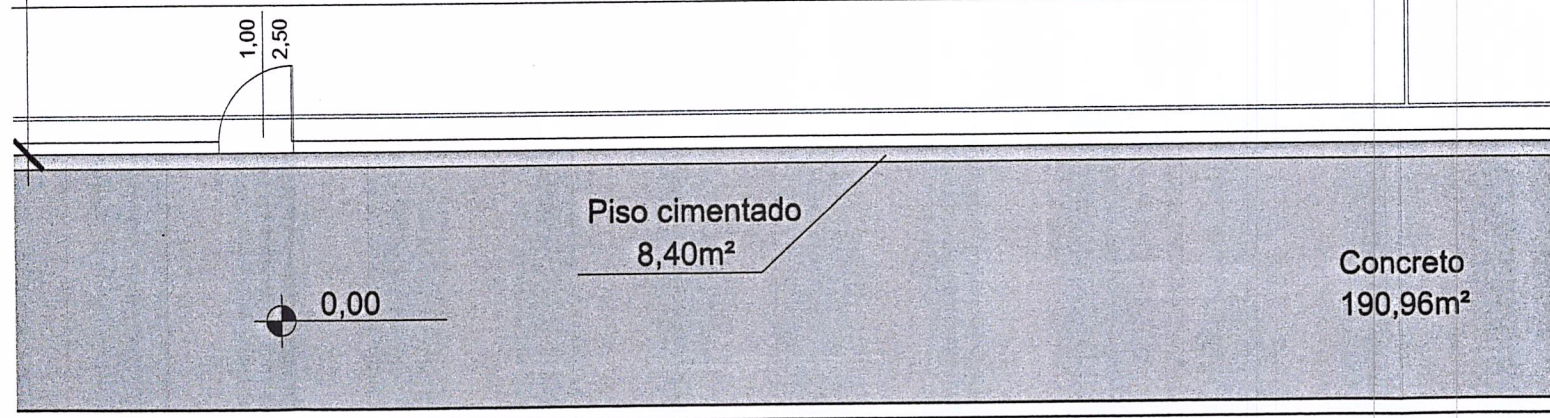
Concreto
193,93m²

Canteiro
1,92m²

Intertravado
24,39m²

Piso cimentado = 13,16m²

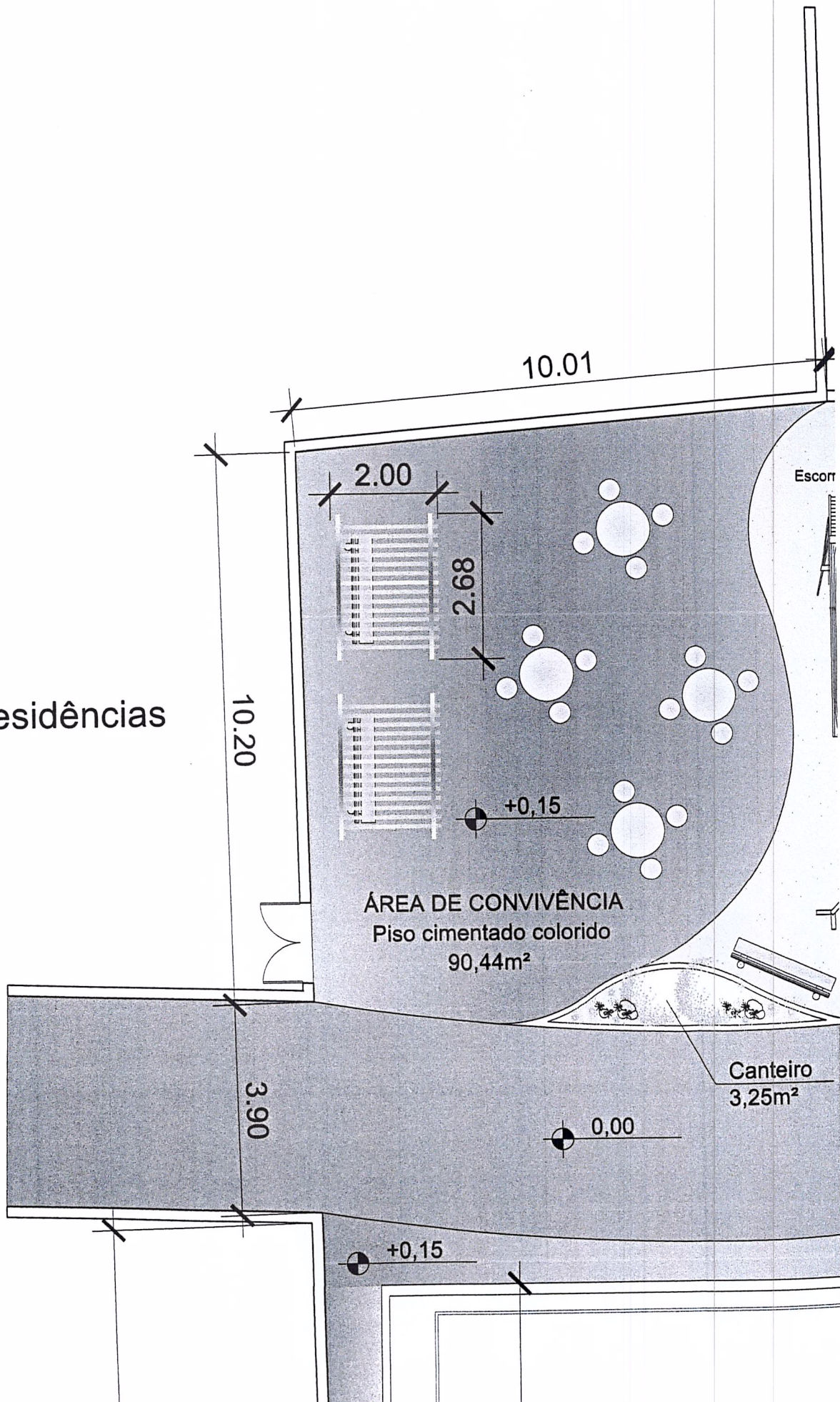
2 x 1,00
2,50



Residê

BAIXA E PROPOSTA

Residências



Residências

22.12

20.95

0.85

1.00
2.50

3.20

0,00

01

PLANTA DE SITUAÇÃO, PLANTA BAIXA E PROPOSTA
ESC.: 1/100